

# STATE FISCAL YEAR 2024 STATISTICS

7/1/2023 to 6/30/2024



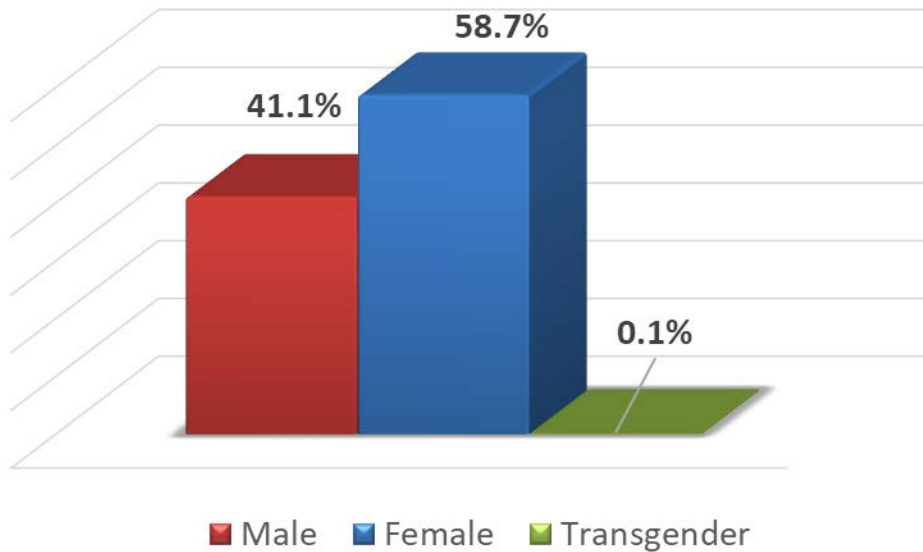
## Table of Contents

|   |   |
|---|---|
| Client Demographics by County and Gender.....                 | 2 |
| Client Demographics by County and Age.....                    | 3 |
| Client Demographics by County and Race .....                  | 4 |
| Client Demographics by County and Ethnicity.....              | 4 |
| Client Residence by County .....                              | 5 |
| Substantiated and Unsubstantiated Allegations by County ..... | 6 |
| Person of Interest Relationship to Client by County.....      | 8 |
| Person of Interest Association to Client by County .....      | 9 |

## Client Demographics by County and Gender

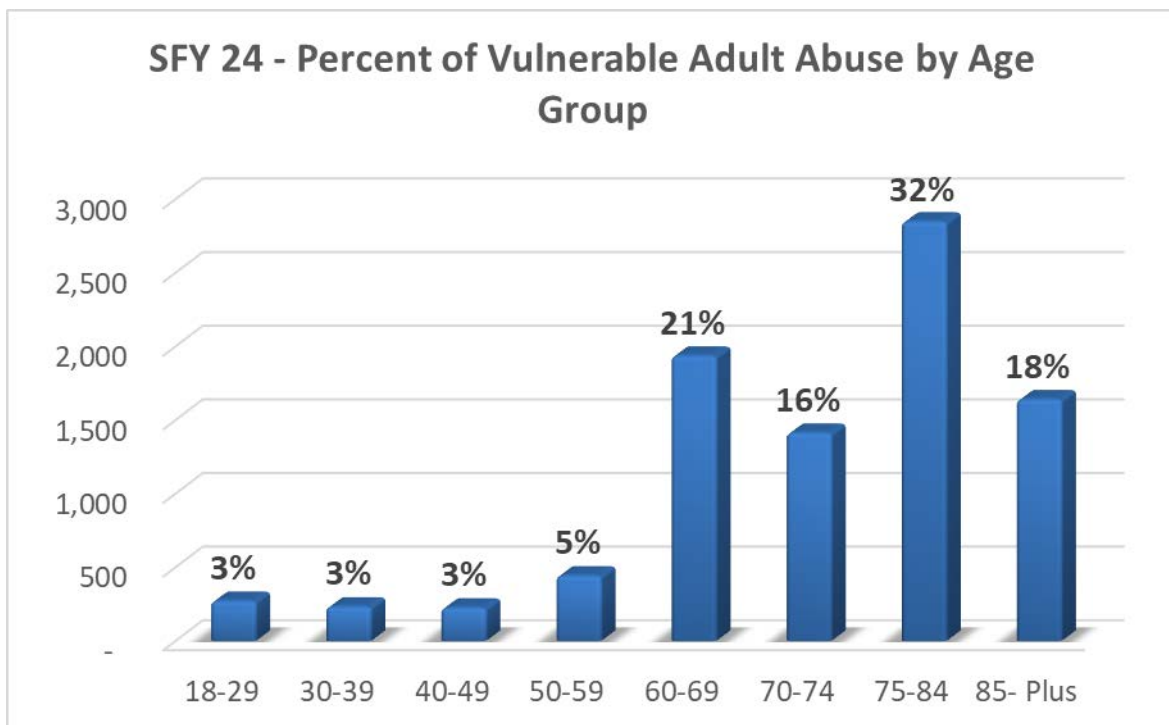
| County                             | Gender      |             |              |             |
|------------------------------------|-------------|-------------|--------------|-------------|
|                                    | Male        | Female      | Trans-gender | Total       |
| Carson City                        | 111         | 185         | 1            | 297         |
| Churchill                          | 50          | 66          | 0            | 116         |
| Clark                              | 2372        | 3515        | 9            | 5896        |
| Douglas                            | 53          | 88          | 0            | 141         |
| Elko                               | 44          | 63          | 0            | 107         |
| Esmeralda, Eureka, Lander, Lincoln | 15          | 16          | 0            | 31          |
| Humboldt                           | 28          | 39          | 0            | 67          |
| Lyon                               | 115         | 115         | 0            | 230         |
| Mineral                            | 10          | 10          | 0            | 20          |
| Nye                                | 113         | 125         | 0            | 238         |
| Pershing                           | 12          | 15          | 0            | 27          |
| Storey, White Pine                 | 6           | 9           | 0            | 15          |
| Washoe                             | 778         | 1048        | 3            | 1829        |
| <b>Statewide Total</b>             | <b>3707</b> | <b>5294</b> | <b>13</b>    | <b>9014</b> |

### SFY 24 - Percent of Vulnerable Adult Abuse by Gender



## Client Demographics by County and Age

| County  | Under 60     | 60-69        | 70-74        | 75-84        | 85- Plus     | Total        |
|---|--------------|--------------|--------------|--------------|--------------|--------------|
| Carson City   | 35           | 45           | 48           | 100          | 69           | 297          |
| Churchill   | 20           | 22           | 18           | 31           | 25           | 116          |
| Clark   | 820          | 1,233        | 934          | 1,825        | 1,084        | 5,896        |
| Douglas, Elko, Humboldt   | 35           | 68           | 47           | 110          | 55           | 315          |
| Esmeralda, Eureka, Lander, Lincoln, Mineral, Pershing, Storey, White Pine | 14           | 28           | 14           | 27           | 10           | 93           |
| Lyon  | 17           | 54           | 41           | 74           | 44           | 230          |
| Nye   | 24           | 54           | 32           | 83           | 45           | 238          |
| Washoe  | 210          | 433          | 279          | 598          | 309          | 1,829        |
| <b>Statewide Total</b>  | <b>1,175</b> | <b>1,937</b> | <b>1,413</b> | <b>2,848</b> | <b>1,641</b> | <b>9,014</b> |



## Client Demographics by County and Race

| County                 | African American | American Indian / Native Alaskan | Asian (Not Pacific Islander) | Asian / Pacific Islander Hawaiian | Non-Minority (White & Non-Hispanic) | Other      | Unknown    | Total        |
|------------------------|------------------|----------------------------------|------------------------------|-----------------------------------|-------------------------------------|------------|------------|--------------|
| Clark County           | 1,037            | 19                               | 222                          | 129                               | 3,330                               | 547        | 612        | <b>5,896</b> |
| Washoe                 | 68               | 28                               | 53                           | 28                                | 1,414                               | 95         | 143        | <b>1,829</b> |
| All Other Counties     | 22               | 20                               | 10                           | 4                                 | 1,093                               | 51         | 89         | <b>1,289</b> |
| <b>Statewide Total</b> | <b>1,127</b>     | <b>67</b>                        | <b>285</b>                   | <b>161</b>                        | <b>5,837</b>                        | <b>693</b> | <b>844</b> | <b>9,014</b> |

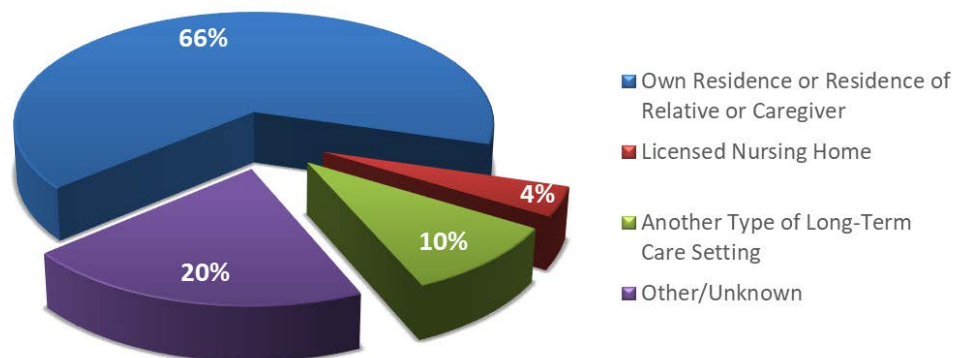
## Client Demographics by County and Ethnicity

| County                 | No, not Hispanic or Latino/a or Spanish Origin | Cuban     | Mexican, Mexican American, Chicano/a | Puerto Rican | Other Hispanic, Latino/a, or Spanish Origin | Unknown    | Total        |
|------------------------|--|-----------|--------------------------------------|--------------|---|------------|--------------|
| Clark County           | 4,740  | 16        | 158                                  | 10           | 364   | 608        | <b>5,896</b> |
| Washoe                 | 1,595  | 3         | 27                                   | 0            | 63  | 141        | <b>1,829</b> |
| All Other Counties     | 1,150  | 0         | 22                                   | 2            | 26  | 89         | <b>1,289</b> |
| <b>Statewide Total</b> | <b>7,485</b>                                   | <b>19</b> | <b>207</b>                           | <b>12</b>    | <b>453</b>                                  | <b>838</b> | <b>9,014</b> |

## Client Residence by County

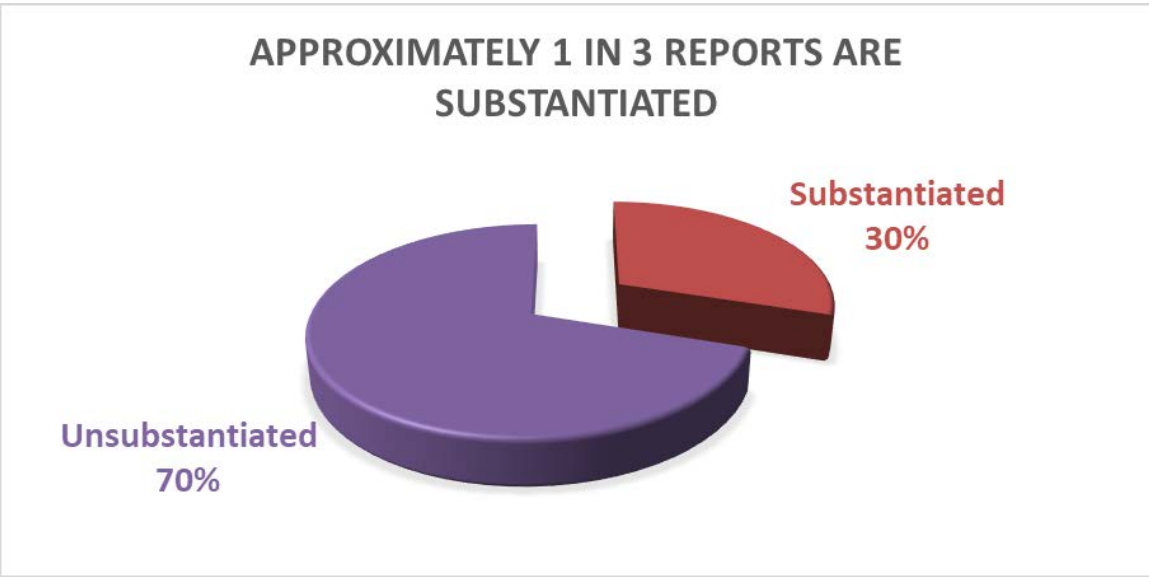
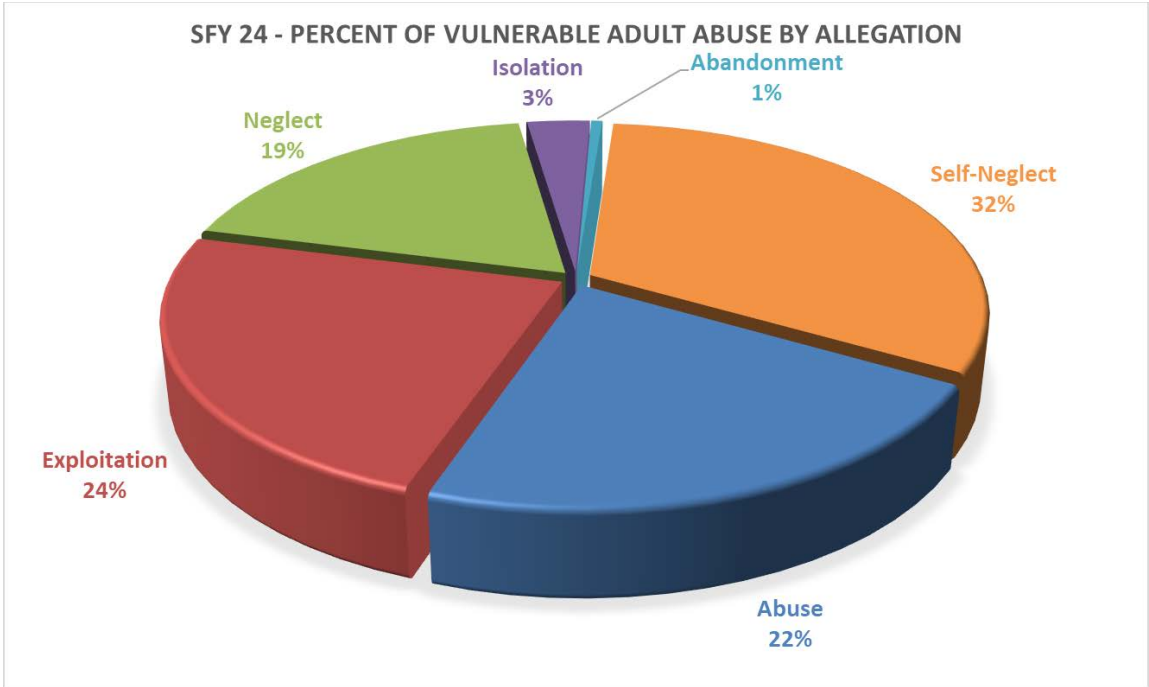
| County                 | Home for Individual Residential Care (HIRC) | Licensed Nursing Home | Licensed Residential Care Community | Non-Licensed Residential Care Community | Own Residence or Residence of Relative or Caregiver | Other      | Unknown     | Total       |
|------------------------|---|-----------------------|-------------------------------------|---|---|------------|-------------|-------------|
| Carson City            | 3   | 34                    | 24                                  | 6                                       | 178   | 36         | 16          | 297         |
| Churchill              | 2   | 6                     | 8                                   | 0                                       | 83  | 6          | 11          | 116         |
| Clark                  | 42  | 209                   | 490                                 | 86                                      | 3784  | 384        | 901         | 5896        |
| Douglas                | 0   | 6                     | 4                                   | 0                                       | 107   | 13         | 11          | 141         |
| Elko                   | 1   | 3                     | 1                                   | 0                                       | 92  | 4          | 6           | 107         |
| Esmeralda              | 0   | 0                     | 1                                   | 0                                       | 2   | 0          | 0           | 3           |
| Eureka                 | 0   | 0                     | 0                                   | 0                                       | 5   | 0          | 1           | 6           |
| Humboldt               | 0   | 4                     | 0                                   | 0                                       | 54  | 5          | 4           | 67          |
| Lander                 | 0   | 2                     | 0                                   | 0                                       | 8   | 0          | 2           | 12          |
| Lincoln                | 0   | 0                     | 0                                   | 0                                       | 8   | 2          | 0           | 10          |
| Lyon                   | 0   | 8                     | 11                                  | 0                                       | 179   | 16         | 16          | 230         |
| Mineral                | 0   | 1                     | 1                                   | 0                                       | 14  | 3          | 1           | 20          |
| Nye                    | 0   | 4                     | 9                                   | 0                                       | 188   | 9          | 28          | 238         |
| Pershing               | 0   | 4                     | 2                                   | 1                                       | 14  | 3          | 3           | 27          |
| Storey                 | 0   | 0                     | 0                                   | 0                                       | 2   | 0          | 1           | 3           |
| Washoe                 | 11  | 88                    | 171                                 | 10                                      | 1195  | 177        | 177         | 1829        |
| White Pine             | 0   | 0                     | 0                                   | 0                                       | 8   | 3          | 1           | 12          |
| <b>Statewide Total</b> | <b>59</b>                                   | <b>369</b>            | <b>722</b>                          | <b>103</b>                              | <b>5921</b>   | <b>661</b> | <b>1179</b> | <b>9014</b> |

**SFY 24 - Percent of Vulnerable Adult Abuse by Residence**



## Substantiated and Unsubstantiated Allegations by County

| County                   | Abandonment   |                 | Abuse         |                 | Exploitation  |                 | Isolation     |                 | Neglect       |                 | Self-Neglect  |                 | Total        |
|--------------------------|---------------|-----------------|---------------|-----------------|---------------|-----------------|---------------|-----------------|---------------|-----------------|---------------|-----------------|--------------|
|                          | Substantiated | Unsubstantiated | Substantiated | Unsubstantiated | Substantiated | Unsubstantiated | Substantiated | Unsubstantiated | Substantiated | Unsubstantiated | Substantiated | Unsubstantiated |              |
| Carson City              | 2             | 3               | 27            | 42              | 23            | 54              | 0             | 10              | 13            | 44              | 76            | 78              | <b>372</b>   |
| Churchill                | 3             | 0               | 8             | 10              | 8             | 28              | 1             | 0               | 8             | 17              | 28            | 38              | <b>149</b>   |
| Clark                    | 8             | 27              | 840           | 943             | 465           | 1418            | 39            | 220             | 297           | 1223            | 387           | 1809            | <b>7676</b>  |
| Douglas                  | 0             | 1               | 20            | 19              | 10            | 22              | 0             | 4               | 5             | 20              | 22            | 50              | <b>173</b>   |
| Elko                     | 0             | 1               | 5             | 17              | 5             | 33              | 1             | 2               | 5             | 16              | 31            | 28              | <b>144</b>   |
| Esmeralda                | 0             | 0               | 0             | 0               | 0             | 2               | 0             | 0               | 0             | 1               | 0             | 0               | <b>3</b>     |
| Eureka                   | 0             | 0               | 0             | 0               | 0             | 1               | 0             | 0               | 0             | 2               | 1             | 3               | <b>7</b>     |
| Humboldt                 | 1             | 0               | 5             | 9               | 8             | 16              | 0             | 1               | 3             | 9               | 12            | 20              | <b>84</b>    |
| Lander                   | 0             | 0               | 1             | 1               | 0             | 1               | 0             | 0               | 1             | 2               | 3             | 5               | <b>14</b>    |
| Lincoln                  | 0             | 0               | 1             | 1               | 0             | 3               | 0             | 2               | 1             | 0               | 4             | 1               | <b>13</b>    |
| Lyon                     | 1             | 1               | 32            | 36              | 21            | 46              | 1             | 3               | 8             | 36              | 51            | 56              | <b>292</b>   |
| Mineral                  | 0             | 0               | 3             | 4               | 0             | 5               | 0             | 0               | 0             | 5               | 5             | 5               | <b>27</b>    |
| Nye                      | 0             | 3               | 27            | 32              | 18            | 63              | 1             | 9               | 10            | 29              | 23            | 96              | <b>311</b>   |
| Pershing                 | 0             | 0               | 5             | 4               | 1             | 2               | 0             | 0               | 1             | 7               | 2             | 11              | <b>33</b>    |
| Storey                   | 0             | 0               | 0             | 1               | 0             | 0               | 0             | 0               | 0             | 0               | 2             | 0               | <b>3</b>     |
| Washoe                   | 3             | 8               | 240           | 222             | 141           | 370             | 15            | 45              | 96            | 310             | 406           | 484             | <b>2340</b>  |
| White Pine               | 0             | 0               | 0             | 2               | 0             | 4               | 0             | 0               | 1             | 4               | 1             | 5               | <b>17</b>    |
| <b>Statewide Total</b>   | <b>18</b>     | <b>44</b>       | <b>1214</b>   | <b>1343</b>     | <b>700</b>    | <b>2068</b>     | <b>58</b>     | <b>296</b>      | <b>449</b>    | <b>1725</b>     | <b>1054</b>   | <b>2689</b>     | <b>11658</b> |
| <b>Total Allegations</b> | <b>62</b>     |                 | <b>2557</b>   |                 | <b>2768</b>   |                 | <b>354</b>    |                 | <b>2174</b>   |                 | <b>3743</b>   |                 | <b>11658</b> |





## Person of Interest Relationship to Client by County

| County                 | Child       | Domestic Partner | Grandchild | Grandparent | Parent     | Self        | Sibling    | Spouse      | None        | Other Relative | Total        |
|------------------------|-------------|------------------|------------|-------------|------------|-------------|------------|-------------|-------------|----------------|--------------|
| Carson City            | 66          | 2                | 7          | 3           | 12         | 154         | 3          | 36          | 112         | 17             | 412          |
| Churchill              | 18          | 3                | 3          | 0           | 4          | 66          | 0          | 8           | 44          | 17             | 163          |
| Clark                  | 2044        | 134              | 289        | 5           | 223        | 2196        | 204        | 656         | 2622        | 507            | 8880         |
| Douglas                | 40          | 5                | 7          | 0           | 2          | 72          | 1          | 24          | 22          | 9              | 182          |
| Elko                   | 25          | 2                | 11         | 0           | 14         | 59          | 2          | 12          | 27          | 12             | 164          |
| Esmeralda              | 0           | 0                | 0          | 0           | 0          | 0           | 1          | 0           | 2           | 0              | 3            |
| Eureka                 | 2           | 0                | 0          | 0           | 2          | 4           | 0          | 0           | 0           | 0              | 8            |
| Humboldt               | 23          | 3                | 4          | 0           | 3          | 32          | 3          | 5           | 11          | 6              | 90           |
| Lander                 | 1           | 0                | 0          | 0           | 0          | 8           | 0          | 2           | 3           | 3              | 17           |
| Lincoln                | 9           | 0                | 2          | 0           | 0          | 5           | 0          | 0           | 0           | 1              | 17           |
| Lyon                   | 73          | 4                | 12         | 0           | 6          | 107         | 6          | 35          | 64          | 24             | 331          |
| Mineral                | 6           | 0                | 0          | 0           | 4          | 10          | 0          | 4           | 8           | 0              | 32           |
| Nye                    | 74          | 4                | 16         | 0           | 7          | 119         | 8          | 22          | 86          | 17             | 353          |
| Pershing               | 6           | 5                | 1          | 0           | 0          | 13          | 0          | 2           | 7           | 1              | 35           |
| Storey                 | 0           | 1                | 0          | 0           | 0          | 2           | 0          | 0           | 0           | 0              | 3            |
| Washoe                 | 503         | 56               | 98         | 11          | 60         | 890         | 49         | 199         | 649         | 131            | 2646         |
| White Pine             | 3           | 0                | 2          | 0           | 0          | 6           | 0          | 5           | 5           | 0              | 21           |
| <b>Statewide Total</b> | <b>2893</b> | <b>219</b>       | <b>452</b> | <b>19</b>   | <b>337</b> | <b>3743</b> | <b>277</b> | <b>1010</b> | <b>3662</b> | <b>745</b>     | <b>13357</b> |

## Person of Interest Association to Client by County

| County                 | Friend / Neighbor | Hospital Staff | Nursing Home Staff | Paid Nonrelative Caregiver | Paid Relative Caregiver | Residential Care Community Staff | Unpaid Nonrelative Caregiver | Unpaid Relative Caregiver | No Association | Self        | Other Relationship | Unknown     | Total        |
|------------------------|-------------------|----------------|--------------------|----------------------------|-------------------------|----------------------------------|------------------------------|---------------------------|----------------|-------------|--------------------|-------------|--------------|
| <b>Carson City</b>     | 24                | 9              | 13                 | 12                         | 0                       | 15                               | 6                            | 43                        | 4              | 154         | 104                | 28          | <b>412</b>   |
| <b>Churchill</b>       | 8                 | 0              | 4                  | 5                          | 0                       | 1                                | 1                            | 14                        | 20             | 66          | 26                 | 18          | <b>163</b>   |
| <b>Clark</b>           | 286               | 61             | 221                | 367                        | 92                      | 361                              | 133                          | 1095                      | 455            | 2196        | 2359               | 1254        | <b>8880</b>  |
| <b>Douglas</b>         | 9                 | 2              | 0                  | 3                          | 1                       | 0                                | 1                            | 29                        | 1              | 72          | 59                 | 5           | <b>182</b>   |
| <b>Elko</b>            | 1                 | 0              | 0                  | 6                          | 0                       | 0                                | 10                           | 30                        | 5              | 59          | 8                  | 45          | <b>164</b>   |
| <b>Esmeralda</b>       | 1                 | 0              | 0                  | 0                          | 0                       | 0                                | 0                            | 1                         | 0              | 0           | 1                  | 0           | <b>3</b>     |
| <b>Eureka</b>          | 0                 | 0              | 0                  | 0                          | 0                       | 0                                | 0                            | 2                         | 0              | 4           | 0                  | 2           | <b>8</b>     |
| <b>Humboldt</b>        | 0                 | 0              | 0                  | 0                          | 0                       | 0                                | 6                            | 13                        | 7              | 32          | 13                 | 19          | <b>90</b>    |
| <b>Lander</b>          | 0                 | 0              | 0                  | 0                          | 0                       | 0                                | 0                            | 1                         | 6              | 8           | 0                  | 2           | <b>17</b>    |
| <b>Lincoln</b>         | 0                 | 0              | 0                  | 0                          | 0                       | 0                                | 0                            | 6                         | 0              | 5           | 6                  | 0           | <b>17</b>    |
| <b>Lyon</b>            | 12                | 2              | 8                  | 5                          | 2                       | 3                                | 14                           | 44                        | 10             | 107         | 106                | 18          | <b>331</b>   |
| <b>Mineral</b>         | 0                 | 2              | 1                  | 0                          | 0                       | 0                                | 0                            | 4                         | 4              | 10          | 10                 | 1           | <b>32</b>    |
| <b>Nye</b>             | 12                | 0              | 1                  | 4                          | 0                       | 2                                | 9                            | 51                        | 19             | 119         | 104                | 32          | <b>353</b>   |
| <b>Pershing</b>        | 0                 | 0              | 3                  | 1                          | 0                       | 0                                | 2                            | 4                         | 1              | 13          | 9                  | 2           | <b>35</b>    |
| <b>Storey</b>          | 0                 | 0              | 0                  | 0                          | 0                       | 0                                | 0                            | 0                         | 0              | 2           | 1                  | 0           | <b>3</b>     |
| <b>Washoe</b>          | 65                | 11             | 55                 | 102                        | 8                       | 87                               | 46                           | 292                       | 131            | 890         | 750                | 209         | <b>2646</b>  |
| <b>White Pine</b>      | 0                 | 0              | 0                  | 0                          | 0                       | 0                                | 3                            | 1                         | 0              | 6           | 2                  | 9           | <b>21</b>    |
| <b>Statewide Total</b> | <b>418</b>        | <b>87</b>      | <b>306</b>         | <b>505</b>                 | <b>103</b>              | <b>469</b>                       | <b>231</b>                   | <b>1630</b>               | <b>663</b>     | <b>3743</b> | <b>3558</b>        | <b>1644</b> | <b>13357</b> |

### SFY 24 - Percentage of Vulnerable Adult Abuse by Persons of Interest (Excluding Self)

